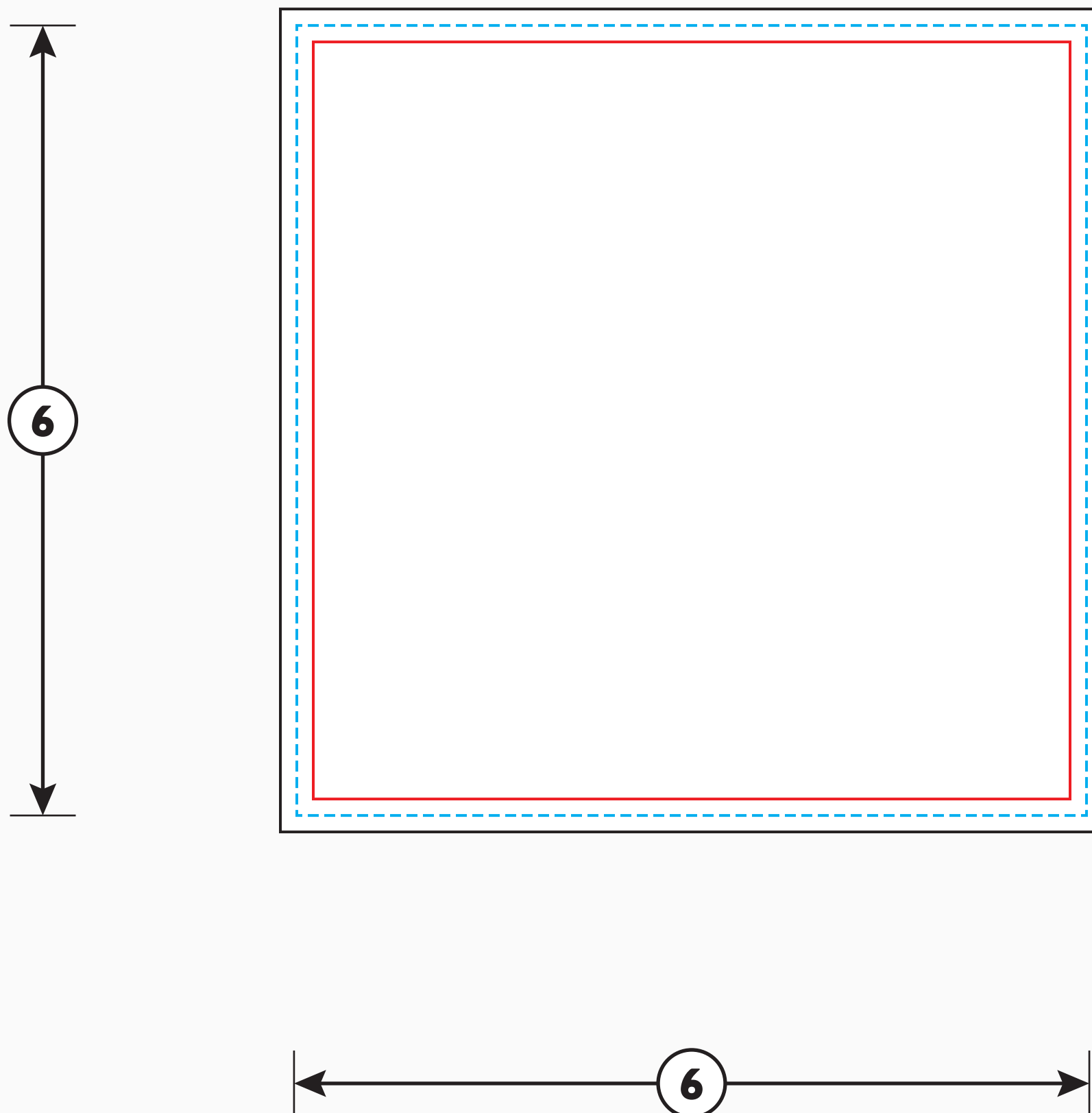


# STICKER GENIUS

## DESIGN TEMPLATES

### 6" X 6" SQUARE TEMPLATE

- Safe Area:** Keep important stuff like text inside of this line
- Trim:** This is where your sticker will be cut
- Bleed:** Extend artwork to this line




#### STEP 1




Copy your designs to the "YOUR ART HERE" layer

#### STEP 2



Position your graphics within the template guidelines

#### STEP 3



Convert text to outlines  
Click "Type > Create Outlines"

If you need help with your templates,  
or need a graphic designer to set up your file.  
Please email [info@stickergenius.com](mailto:info@stickergenius.com) or call 855-784-2553