


STICKER GENIUS

DESIGN TEMPLATES

10" X 10" SQUARE TEMPLATE

- Safe Area:** Keep important stuff like text inside of this line
- Trim:** This is where your sticker will be cut
- Bleed:** Extend artwork to this line




STEP 1




Copy your designs to the "YOUR ART HERE" layer

STEP 2



Position your graphics within the template guidelines

STEP 3



Convert text to outlines
Click "Type > Create Outlines"

If you need help with your templates,
or need a graphic designer to set up your file.
Please email info@stickergenius.com or call 855-784-2553